

# the FeatherFin Flyer

a Frostbit Fins production

The logo features a stylized fish with a white body and black fins, and a blue fly with a yellow body and black wings. The text 'the FeatherFin Flyer' is written in a blue, bubbly font, with 'the' in a smaller size above 'FeatherFin'. Below the fish and fly is the text 'a Frostbit Fins production' in a smaller, black font.

# WATER SAFETY

The words 'WATER' and 'SAFETY' are written in large, bold, purple capital letters. The bottom portion of each letter is filled with a teal and white scale pattern, resembling fish scales. The letters are arranged in two rows: 'WATER' on top and 'SAFETY' on the bottom.

## Edition

"Work hard, be kind, and amazing things will happen."

-Conan O'Brien

# A Message from the Mermaid and the FrostbitFins Pod!

Hello, FeatherFins!

We had a FINTastic time at the Week of the Small Child Celebration. It was so much fun to see each of you and show off my new skills in scale painting - What a beautiful bunch of new transforming mermaids!

We hope you enjoy this supersized edition of the Flyer - with Summer around the corner, it's time to refresh our water safety knowledge and get ready to enjoy all Alaska has to offer. On the beaches, on the Inlet, in and on the lakes, wherever you may explore, we want you to all to have fun - and be safe!

Next up - its the Mermaid Festival, and the summer vendor/appearance season! Be sure to follow us @frostbitfins on all socials, so that you'll know where to find us. Sea ya soon!

Sincerely,


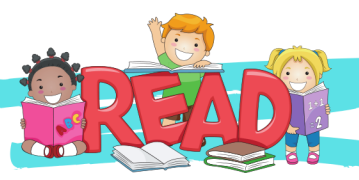
AnneMeridia & the FbF Pod

## UPCOMING EVENTS:

May 17th and 18th: Seward Mermaid Festival

~ Follow us on Facebook and/or Instagram @frostbitfins for June/July events!

We will post them as soon as they are confirmed! ~



### Swim Lessons with Silly Sea Creatures

by Cassandra Smatana Stone

It's Lacy's first day of swimming lessons. She learns five animal swims to help her become a better swimmer: The turtle swim, the alligator float, the dolphin swim, the otter float, and the frog jump. These animal swims will help anyone teach their children the skills needed to swim above and below the water.

Want to learn more about the Swimming? Visit your local library today!  
Check with your local swimming pool about Lessons too!



# Fin Facts about

# Water Safety

## DID YOU KNOW...?

90% of Alaska is covered by water.  
 It only takes 1 inch of water to drown.  
 The leading danger for children in Alaska is drowning.  
 Learning about water safety Saves Lives!

Use this page to talk with each other - parents and kids - about water safety.  
 The best way to be safe in and around the water is to plan ahead!

Here are some things that happen in and around the water.  
 What are some things that can happen to put you in an unsafe situation?



*[Boats tip, fall overboard, drowning, crashing waves, falling into the water, hitting your head in shallow water, hurting your feet when jumping into water you can't see through..]*

What are some of the ways to prepare for these situations to help keep you safe?




*(Life Vests /PFD, Swimming Lessons, Buddy System, Carry a First Aid Kit and cell phone for Emergencies!)*

Remember! NEVER  
 Dive or Jump in  
 Until you know  
 how deep it is!



WHEN IN DOUBT  
 JUST WADE OUT!



# Water Safety

©ElementarySafety.com

What things can you use to help someone out of the water in an emergency?



# Safety Search!

**DIRECTIONS:** Find and circle the vocabulary words in the grid. Look for them in all directions including backwards and diagonally.



- |               |               |               |
|---------------|---------------|---------------|
| ADULT         | LIFEJACKET    |               |
| BACTERIA      | NO DIVING     |               |
| BUDDY         | NO GLASSWARE  | SUNGLASSES    |
| CHLORINE      | NO ROUGH PLAY | SUNSCREEN     |
| DEEP END      | NO RUNNING    | SUPERVISION   |
| FIRST AID KIT | RESCUE        | SWIM          |
| FLOAT         | SAFETY RING   | TREAD         |
| LESSONS       | SHALLOW END   | USE RESTROOMS |
| LIFEGUARD     | SHOWER        |               |



Did you make the Guppy Goodies? Are you all finished with the coloring page(s)? Have mom and dad put them on social media and tag us @frostbitfins on Facebook and Instagram for a chance to be featured on our page and in next month's FeatherFinFlyer!

# LET'S CELEBRATE

## 🎉 Birthday Club! 🎉

Wishing a FIN-tastic Birthday to:

- 05/01 Bowie S
- 05/03 Lyla S
- 05/05 Hallie Dean S
- 05/06 Addison V
- 05/10 Presley K
- 05/15 Anna P
- 05/20 Kaisen B
- 05/20 Saylor P
- 05/20 Katie M
- 05/22 Harper H
- 05/23 Amara I
- 05/23 Max H
- 05/26 Alex S
- 05/26 Paisley C
- 05/29 Ayla T
- 05/31 Alyeska A
- 05/31 Cat W

- 06/03 Jessica F
- 06/04 Ariel V
- 06/07 Livi S
- 06/08 Niki J
- 06/17 Emma E
- 06/18 Roxxy N
- 06/18 Kaylee Marie B
- 06/18 Callie S
- 06/18 Jackie M
- 06/20 Alexa G
- 06/20 Siya B
- 06/22 Aria S
- 06/22 Jude O
- 06/23 Jillian A
- 06/25 Lucille N
- 06/30 Malcolm L



## 🎉 Dates Of Interest 🎉

- 05/02 World Tuna Day
- 05/03 National Lumpy Rug Day
- 05/05 National Lemonade Day
- 05/08 World Donkey Day
- 05/10 National Clean Your Room Day
- 05/12 Mother's Day
- 05/14 National Dance Like a Chicken Day
- 05/16 National Sea Monkey Day
- 05/18 National Learn to Swim Day
- 05/20 World Bee Day
- 05/23 National Lucky Penny Day
- 05/26 National Paper Airplane Day
- 05/27 Memorial Day

- 06/01 World Reef Awareness Day
- 06/04 National Hug Your Cat Day
- 06/06 National Donut Day
- 06/08 World Oceans Day
- 06/12 Superman Day
- 06/14 Flag Day
- 06/16 Father's Day
- 06/20 National Ice Cream Soda Day
- 06/21 National Seashell Day
- 06/22 National Onion Ring Day
- 06/24 Swim a Lap Day
- 06/28 National Food Truck Day
- 06/29 International Mud Day



Follow us @frostbitfins on Facebook and Instagram for all the latest FbF news and info!



# Guppie Goodies

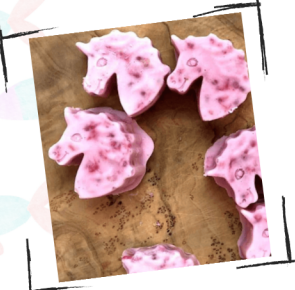
## Frozen Yogurt Bites

### Ingredients:

- 1 5.3 ounce container vanilla Greek yogurt
- 1/3 cup fresh berries

### Directions

- Place yogurt and berries in a bowl and mash with a fork. If you want the berries still chunky don't over mash them
- Using a spoon, place mixture into silicone molds (flexible molds for ice or chocolate)
- Tap the mold once or twice on the counter to remove air bubbles
- Place your mold into the freezer for 4-6 hours or until bites are solid.



## Fin Funnies!

Where can you find an ocean  
with no water?  
On a map!

Why is the ocean always on time?  
She likes to stay current!

What kind of rocks are never  
under water?  
Dry ones!



## Fintastic Deals!

### Frostbit Fins Merch

<https://frostbit-fins.square.site/>



### Our New Apparel Shop!

<https://frostbit-fins.printify.me/>



## Mermaid STRAW

Visit [Mermaidstraw.com](https://Mermaidstraw.com)  
and use the code  
FROSTBITFINS for 15%  
off your purchase!  
Help rid the oceans of  
plastic, one sip at a time!

# The FeatherFin Flyer



Frostbit  
Fins



production.

Frostbit Fins

307 Kulita Pl, Kenai, AK 99611 ~ 907-283-0351  
frostbitfins@gmail.com ~ frostbitfins.com

Have you spotted our Mermaid AnneMeridia in both her forms? She loves being a mermaid, and she also loves keeping her friends safe in the water of the Nikiski Pool!

As a lifeguard, Miss Jess teaches swimming lessons and helps keep an eye on you while you have fun! As Mermaid AnneMeridia, she has fun in the water WITH you!

No matter what form you see her in - be sure to say hello!

